

READ FIRST!!

MLX200 Quick Start Guide

YASKAWA has developed online content to help use and configure the MLX200 system for the first time.

Many training videos covering a variety of topics are available at this website:

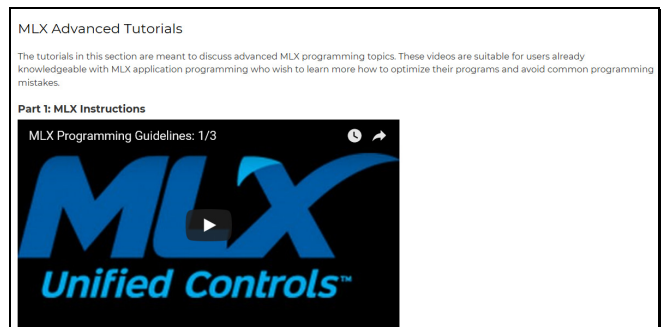
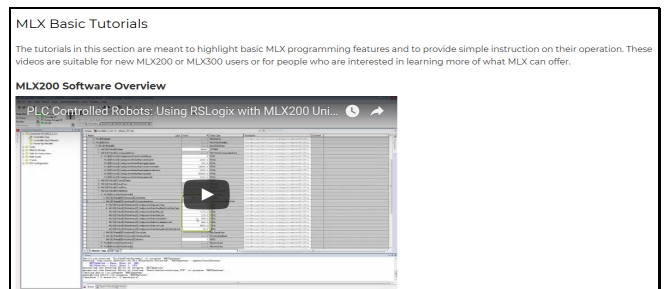
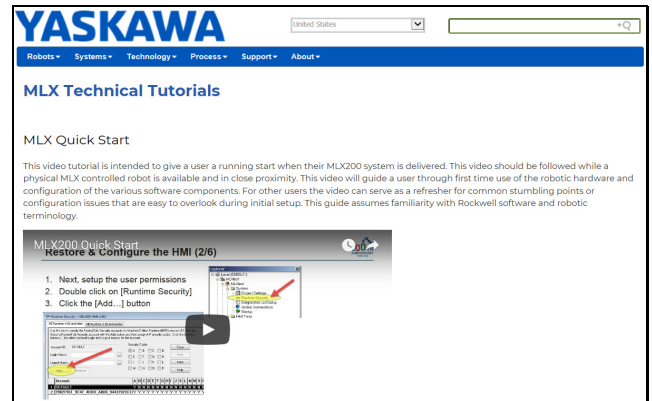
<https://www.motoman.com/controllers/mlx-technical-tutorials/>

Under the first heading, “**MLX Quick Start**” a video is available to help with the first time configuration and start-up of MLX200. Total run time is about 25 minutes. The video can be paused, reviewed or fast-forwarded to help with increasing depth of knowledge.

After configuring the robot, PLC, and HMI, additional training topics can be helpful. Following the other topics available on the website allows learning on MLX programming topics:

- **MLX Basic:** Teaching, Working with User Frames, Palletizing, Interference Zones, etc.
- Several **MLX Advance Topics** related to programming guidelines and common mistakes

Part Number: 178274-1
Revision: 2



YASKAWA America, Inc.
Motoman Robotics Division
100 Automation Way
Miamisburg, OH 45342
TEL: 937.847.6200
FAX: 937.847.6277
24-HOURS HOTLINE: 937.847.3200
www.motoman.com